
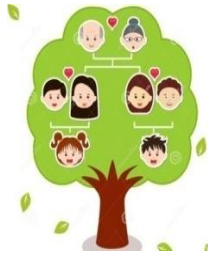


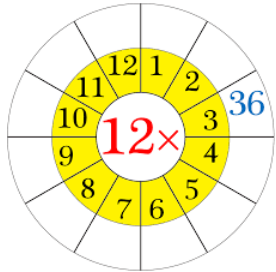




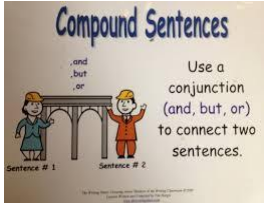



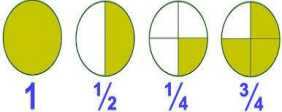






**New Era Public School, Mayapuri, New Delhi**  
**Syllabus - Class III**  
**2017-2018**

Month	English	Maths	Science	S. Science	Computers
<b>April and May</b>	<p>Block 1- Mala Goes to School            Understanding Characters            Block 2 – Describing a person            Block 3- The Blue Kite            Sequence of Events            Block 4 – Writing a Story            Imagery</p> <p>Grammar : Nouns(common and proper) , Adjectives, use of is , am and are , simple present tense</p>	<p>Block-1 Numbers 0 to 5000</p> <p>Block-2 Numbers 5000 to 10,000</p> <p>Block-3 Adding and subtracting mentally</p> <p>Block-4 Reviewing Addition and Subtraction</p>	<p>Block-1- All about Leaves            Block-2- Fruits and Seeds.            Block-3-Stems and Roots            Block-4- Features of Birds</p> <p><b>Project</b> –Collect different kinds of leaves( simple and compound).            Paste them in a scrapbook.</p> 	 <p>Block-1-Role of a family            Block-2-Work and play            Block-3-Fun with family            Block-4-Home and shelter</p> <p>Project: Make a family tree showing your family members.</p>	<ul style="list-style-type: none"> <li>● Introduction to DTP &amp; Scribus software</li> <li>● Text frame</li> <li>● Background color</li> <li>● Style(Word Art)</li> <li>● Font</li> <li>● Alignment</li> </ul>
<b>June &amp; July</b>	<p>Block 5 – Where Go the Boats?            Block 6 – Annie’s Ant Adventure            Realistic and Imaginary            Block 7- Writing a Fantasy Story</p> <p>Grammar ; present continuous verbs, Irregular past tense verbs, rhyming words, words ending with -ed</p>	<p>Block-5 Adding 3-digits.</p> <p>Block-6 Subtracting 3-digits</p> <p>Block -7 Data handling</p>	<p>Block -5- Creepy Crawly Animals</p> <p>Block-6-Foods Habits of Animals            Block- 7-Movement in Animals</p> <p><b>Project</b>-Paste pictures of animals according to what they eat in a scrap file. Make food chains using these animals</p>	<p>Block-5 Neighbourhood and School</p> <p>Block-6 Places that Help Us</p> <p>Block-7-Occupations            Block 8-Pottery</p>	<ul style="list-style-type: none"> <li>● Lines and shapes</li> <li>● Background Colour</li> <li>● Inserting images</li> </ul>

				<p>Project- Choose one occupation that you think is important. Paste pictures and write how it is important.</p> 	
<b>August</b>	<p>Block 8 – The Lion and the Mouse Learning through Fables Block 9- The Race Text to text connections Block10 – Comparing Folk Tales</p> <p>Grammar : Common and proper nouns , Pronouns</p>	<p>Block-8 Multiplying Tables(7 and 8)</p> <p>Block- 9 Multiplication Tables review</p> <p>Block-11 Multiplying using box model.</p> 	<p>Block 8- Living things Block-9-Bones, Joints and Muscles. Block-10-Organ Systems of Our Body.</p>	<p>Block-9-Textiles</p> <p>Block-10-Festivals of India</p> <p>Block-11- Different people</p> <p>Project: Make a design on a pot. Paint and decorate it creatively.</p> 	<ul style="list-style-type: none"> <li>• Inserting borders</li> <li>• Creating Master pages</li> <li>• Inserting page numbers</li> </ul>
<b>September</b>	<p>Block 10 Continued Block 11 – There is a Mouse Problem-solution poems Block12- Simple Visualizing Block 13 – Making Comparisons</p>	<p>Block 12 - Multiplying using column method</p> <p>Block 13- Length, Metres and centimetres</p>	<p>Block -11-Personal Care And Cleanliness</p> <p>Block-12-Accidents and Safety( to be done as a project ) <b>Project</b>-Make a list of safety rules to be followed at</p>	<p>Block-12- Knowing where you live.</p> <p>Block-13-Our State</p> <p>Project : Make a small</p>	<ul style="list-style-type: none"> <li>• Scratch Interface</li> <li>• Components of Scratch Interface</li> </ul>

	<p>Grammar: Rhyming words, words ending with -ent,-end, -ed, Comparison of adjectives</p>		<ul style="list-style-type: none"> <li>• School</li> <li>• Playground</li> <li>• Road</li> <li>• Home.</li> </ul>  <p>Block-13-Cooking Food.</p>	<p>booklet. Write a few lines on your city. Draw or paste pictures of interesting things you like about your city. Also write how your city would look like 10 years from now.</p> 	
<p><b>October- November</b></p>	<p>Block 13 continued Revision + Worksheets Block 14- Rohan's Red T-Shirt Finding the main idea Block 15 – Compound Sentences.(only grammar work to be done) Block 16- Pink and Giya Asking questions Grammar :Compound Subjects and Predicates, conjunctions , 'Wh' Questions</p> 	<p>Block 14 – Weight and capacity, Kilograms and litres.</p> <p><b>Project:</b> Make a measuring cup using a plastic container showing the capacity in milliliters</p>  <p>Block 15 - 2-D shapes</p> <p>Revision</p> <p>Block 17- 3D Shapes</p> <p>.Block 19 Introduction to Division</p>	<p>Block -14 –Diversity in Food we eat <b>Project-</b> Make a collage of different food items from any one part of India(East/West/North /South)</p> <p>Block-15-Local Sources of Water Block-16-Water Pollution Block-17-Scarcity of Water ( to be done as an activity )</p> <p><b>Activity-</b>Make a poster on water conservation</p>  <p>Block -18-Materials and their</p>	<p>Block-14-Types of food</p> <p>Block-15-Local governing bodies</p> <p>Block-17 Earth and its Neighbours</p> <p>Revision</p> <p>Project-On a black sheet, paste the different shapes of the moon as seen from the earth. Mention the names too.</p>	<ul style="list-style-type: none"> <li>• Setting stage</li> <li>• Motion</li> <li>• Animation</li> </ul>

		Block 20 – Division Tables (2,5 and 10)	forms Block-19-Soil.		
<b>December</b>	<p>Block 16 Continued Block 17 – Writing about the Future Block 18 – How to Cover Your Books Giving Instructions</p> <p>Grammar – Sentences with – I will, Giving commands</p> <p>Block 25- Another Day Imagery in Poetry (to be taken up only for recitation)</p>	<p>Block 21 – Dividing 2 digits by 1 digit</p> <p>Block 22 – Introduction to Fractions</p> <p><b>Activity / project :</b> Show : Half , three fourth and One fourth with different shapes of paper using origami sheets.</p> 	<p>Block-20-Fibres.</p> <p><b>Project-</b> Paste samples of artificial and natural fibres and name them.</p>  <p>Block -21-Force</p>	<p>Block-18 Physical Features of the Earth</p> <p>Block-20-The hunters and gatherers</p> <p>Project- Find Information and pictures on methods used by people in ancient times to survive.</p>	<ul style="list-style-type: none"> <li>• Costumes</li> <li>• Paint editor interface</li> <li>• Repeat</li> <li>• Importing sprite</li> <li>• Sounds tab</li> </ul>
<b>January</b>	<p>Block 18- Continued Block 19 – The Assembly Medal Text –to- Self Connections Block 20 – Writing with Adverbs</p> <p>Grammar: Adverbs (How, when, how often)</p>	Block 23 – Money	<p>Block-22-Measurement ( to be done as an activity )</p> 	<p>Block-22- Evolution of transport. Block-23 Modes of Travel</p> <p><b>Project-</b> Gather information on Delhi Metro and how it has made life easy for common people. Present</p>	<ul style="list-style-type: none"> <li>• Adding sound to object</li> <li>• Recording sounds</li> </ul>

	<p>Project: Find articles in newspapers, magazines or internet about children in India who have won awards of bravery. Write about any two of these children in a scrap file.</p>		<p><b>Activity</b>-Cut and paste five polygons of different sizes and measure their sides</p> <p>.</p> <p>Block 23-Earth ,Moon And Sun</p> <p><b>Project</b>-Draw the different phases of the moon.</p> 	<p>it as a report along with pictures in a scrap book.</p>	
<p><b>February-March</b></p>	<p>Block 21 – Eat Healthy and Feel Great! Project: Write your daily menu (breakfast, lunch, dinner) for a week. Find out if you are eating a balanced diet and plan a balanced diet for yourself.</p> <p>Facts and Opinions Block 22 – Persuasive Writing</p> <p>Block 23 – Seema Is Missing Enacting a Play Block 24 –(only enactment to be done)</p> <p>Grammar: Writing negative sentences</p>	<p>Block 24 – Time on a Calendar</p> <p>Block 25 – Time on a Clock (to the half hour)</p> <p>Revision</p>	<p>Block-24-Natural Disasters Block-25-Healthy Homes.</p> <p>Revision</p>	<p>Block-24- Safety on the road. Block-25- Journey of a letter</p> <p>Revision</p> <p>Project-Draw important road signs and write their names. Write why they are important.</p> 	<ul style="list-style-type: none"> <li>• Say blocks</li> <li>• Switching backgrounds</li> <li>• Hide and show sprites</li> <li>• Think bubble</li> <li>• Control tabs broadcast and wait</li> <li>• When I receive</li> </ul> <p>When space key pressed blocks</p>