








**New Era Public School  
Mayapuri, New Delhi  
Syllabus - Class IV  
2017-2018**

Month	English	Maths	Science	S. Science	Computers
<b>April - May</b>	<p>Block 1 – The Golden Goose and The Torch: Close Reading</p> <p>Block -2 Main Idea and Details</p> <p>Block -3 Compare and Contrast Essay</p> <p>Block-4 Ghungroos Dancing and Fun-Personal Narrative</p> <p>Grammar – nouns , kinds –proper common , collective ,concrete and abstract, conjunctions</p>	<p>Block 1-Numbers 10,000 to 10,00,000</p> <p>Block 2- Multiples</p> <p>Block 3- Factors</p> <p>Block 4- Adding 4- digits and 4-digits</p>	<p>Block – 1 More on Flowers</p> <p><b>Project:</b> Collect any 7 flowers dry them and paste them in a scrap file.</p>  <p>Block -2 Uses of Plants</p> <p>Block -3 Kinds of Plants</p> <p>Block -4 Food for Plants</p>	<p>Block-1-Changes in a Family</p> <p>Block-2-Houses Then and Now</p> <p>Block-3- Work People Do</p> <p>Block-4-Fun and Games</p> <p><b>Project :</b> Paste pictures of your family members 10 years ago along with recent pictures .State two changes that have taken place in your family.</p>	<p>Open Office-Word Processing</p> <ul style="list-style-type: none"> <li>• Interface description</li> <li>• Font style/size</li> <li>• Formatting text- bold, italics, underline</li> <li>• Lists-bulleted list, numbered list</li> <li>• Alignment</li> <li>• Background colour and graphics</li> <li>• Inserting pictures</li> <li>• Font work</li> </ul>

<p><b>June &amp; July</b></p>	<p>Block-5 Writing a Personal Narrative</p> <p>Block-6 The Magic Spell-Feelings and Motivations</p> <p>Block-7 Writing a Story</p> <p>Grammar: Subject and Object Pronouns, Adjectives, Types of Sentences, Suffixes-tion,ness</p>	<p>Block 5-Subtracting 4- digits from 4- digits</p> <p>Block 7- Line segment, symmetry and shapes</p> <p>Block 8- Circles</p> <p><b>Project:</b> - Making a spinning Top Cut a circle of radius 6 cm from a thick chart paper.Divide it into 3 equal parts and colour each part with a different colour. Put a pencil through the centre of the circle</p>	<p>Block – 5 Kinds of Animals</p> <p>Block -6 More about Insects</p> <p>Block -7 Life Cycle of Animals</p> <p><b>Project :</b> Prepare a booklet on the life cycle of three animals of your choice.</p> 	<p>Block-5 –My Country</p> <p>Block -6-Rights and Duties</p> <p>Block -7-Using a Map</p> <p>Block -8-India: Physical Features and Climate</p> <p>Block-9-Northern Mountains</p> <p><b>Project:</b> Make a poster to educate people about saving rivers from pollution</p> 	<p>Open OfficeWord Processing</p> <ul style="list-style-type: none"> <li>• Tables</li> <li>• Inserting Header, footer and page no</li> <li>• Hyperlinks</li> <li>• Apply border and shading</li> </ul> 
<p><b>August</b></p>	<p>Block-8 The School Play –Enacting a Play</p> <p>Block-9 Writing a Scene</p> <p>Block -10 Leisure-Author`sPerspective</p> <p>Grammar- Punctuation</p>	<p>Block 10- Multiplying using box model</p> <p>Block 11-Multiplying using column method</p> <p>Block 12-Dividing by 1 – digit</p>	<p>Block -8 Where Animals Live</p> <p>Block -9 Our Teeth</p> <p>Block -10 Digestion</p> <p><b>Project:</b> Find the information on any 5 advance technologies used to detect diseases,( Eg. X-Ray , MRI etc)</p> 	<p>Block-10-Northern Plains</p> <p>Block-11-Desert and Plateau</p> <p>Block-12-Coastal Plains and Islands</p>	<p>Open Office-Spreadsheet</p> <ul style="list-style-type: none"> <li>• Interface description</li> <li>• Understanding rows/Columns/cells</li> <li>• Inserting Rows/ Columns</li> <li>• Font style/size</li> <li>• Aligning contents of a cell</li> </ul>

<p><b>September</b></p>	<p>Block- 10 (Continued)</p> <p>Block-11 The Tale of Peter Rabbit- Visualizing Story Details</p> <p>Block-12 Writing a Personal Letter</p> <p>Block-13 My First Railway Journey-Picture Story</p> <p>Grammar – order words, comparison of adjectives, possessive nouns and pronouns</p>	<p>Block 13- Dividing by 2- digits</p> <p>Block 14-Operations with digits</p>	<p>Block – 11 First Aid ( to be done as a group activity )</p> <p><b>Activity</b> : Enactment of first aid to be given in case of various accidents. E.g.: burn, snake bite etc.</p> <p>Block -12 Balanced Diet</p> <p>Block -13 Nutrients in Food</p>	<p>Block 15- Our Cultural Heritage. Block 16 Our Soil Resources</p> <p><b>Project</b>-Choose a state of India .Find out about the people, the food, the clothes, folk songs /dances, the festivals, and important historical monuments . Collect pictures and write about them in a scrap book.</p> 	<p>Open Office-Spreadsheet</p> <ul style="list-style-type: none"> <li>• Formula in excel</li> <li>• Data types</li> <li>• Operators</li> <li>• Auto fill</li> <li>• Merge cells, data sort</li> </ul>
<p><b>October- November</b></p>	<p>Block 13- (Continued)</p> <p>Revision + Worksheets</p> <p>Block-14 Silver-Personification</p> <p>Block-15 The Fly-Using Similes</p> <p>Block-16 Once in a Village- Theme of a Story</p> <p>Grammar – adjectives, personification, similes</p>	<p>Block 15- Length</p> <p>Block 16-Perimeter</p> <p>Project: Cut any 4 pictures from the newspaper and paste in your notebook. Measure their length and breadth .Also calculate their perimeter</p> <p>Block 17- Introduction to Area</p> <p>Revision</p> <p>Block 18 – Weight and capacity</p>	<p>Block -14 Drinking Water ( to be done as an activity )</p> <p><b>Activity</b> : Poster Making on Save Water</p>  <p>Block -15 Water Purification</p> <p>Block -16 Evaporation and Condensation</p>	<p>Block 17- Our Green Cover</p> <p>Block-18 –Our Animal Wealth</p> <p>Block-19-Our Mineral Resource</p>	<p>Open Office-Spreadsheet</p> <ul style="list-style-type: none"> <li>• Functions</li> <li>• Function Wizard</li> <li>• Automatic recalculation</li> <li>• Absolute and relative reference</li> </ul> <p>Open Office-Spreadsheet</p> <ul style="list-style-type: none"> <li>• Creating Charts</li> <li>• Chart Wizard</li> <li>• Filter data</li> </ul>

**Similes:**  
 When two things are compared using **like** or **as**

\*sweet **as** a honeybee  
 \*roar **like** a lion

conversions

Block -1 7 Kinds of wind

**Project :** Make a wind vane



Block –  
18 Air

Pollution

Block -19 Energy

**December**

Block-16 (Continued)

Block-17-Formal Opinion Letters

Block-18-Where have all the tigers gone?-Building an argument

Grammar: Using should must and have to

Block -25

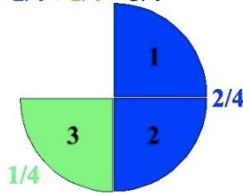
( to be taken up only for creative writing)

Have you read about any inventions in your Science or Social Science classes? Choose any one invention to research and make an outline of the problem, causes and effects. Use this outline to write an essay about how the

Block 19- Fraction of a collection

Block 20- Comparing Fractions

$$\frac{2}{4} + \frac{1}{4} = \frac{3}{4}$$



Block -20 Sun and the Weather

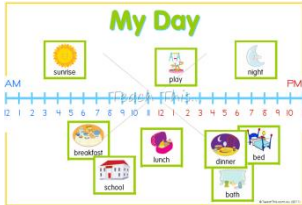


Block -21 The Solar System

Block-20-Agriculture and Industry

Block 22- Road Transport

Open Office Impress

- Introduction to Impress Interface
- Adding text to slide and formatting
- Adding, deleting and renaming of slides
- Inserting images and sounds
- Slide transitions and slide shows
- Slide design and layout
- Inserting pictures

	invention has made things easier or more difficult.				
<b>January</b>	<p>Block-18 (Continued)</p> <p>Block -19 Persuasive Writing</p> <p>Block -20 Venu`s Time Machine- Fact and Fiction</p> <p>Grammar- Using will would and could</p> <p>Block 21 Writing Science Fiction(to be done only as a project)</p> <p>Project Work- Imagine you have landed a spacecraft on a new planet. Write about this planet to your friends. Describe what you can see, hear, smell and taste there. Tell them if there are other creatures living there and if it seems like a nice place for humans to live. Draw a poster of this imaginary planet.</p>	<p>Block 21- Like Fractions, Adding and Subtracting</p> <p>Block 22 – Time on a Clock ( to a minute)</p> <p><b>Project:</b> Make a timeline to show the activities done by your mother on a daily basis in a 12-hour format and 24- hour format.</p> 	<p>Block -22 Different Clothes ( to be done as a project )</p> <p><b>Project :</b> Weave a table mat using paper strips</p>  <p>Block -23 Soil Erosion</p>	<p>Block 23 –Rail Transport</p> <p>Block 24- Air and Water Transport</p> <p><b>Project ;</b> Make a project on the history of railways in India</p> 	<p>Open Office Impress</p> <ul style="list-style-type: none"> <li>• Inserting movie clips</li> <li>• Font work</li> <li>• Creating Auto Shapes</li> <li>• Add Background</li> <li>• Inserting action button and using action button.</li> </ul>

**February -  
March**

Block 20 ( Continued)

Block-22-The Life of Helen Keller-  
Introduction to Biography



Helen Keller

Block-23- Writing a Biography

Block- 24  
From thorn hedges to barbed wire-( to  
be done only for vocabulary and word  
meanings)

Block 24- Money

Block 25- Data Handling

Block -24 Save Natural Resources

Block -25 Dealing with Waste

**Project:** Make any useful item using  
discarded material.



Block-24-Air and Water  
Transport(contd)

Block-25- Communication

Project: Collect information  
about traditional and modern  
means of communication and  
make a report



- Custom Animation
- Adding sound to animation
- Arranging slides using slide sorter view
- Slide Transition
- Watching slide show
- Automate presentation.