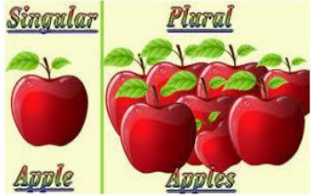


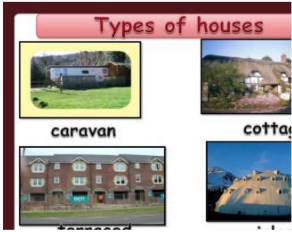





**New Era Public School Mayapuri, New Delhi**  
**Syllabus - Class II**  
**2017-2018**

Month	English	Maths	EVS	Computers
<p><b>April- May</b></p>	<p>Block 1-Aanya and the dragon</p> <p>Block 2- Sequencing and summarizing.</p> <p>Block 3–Ben’s Christmas wish. Making connections.</p> <p><b>Grammar:</b>            Naming words            One and many            Capital letters            Articles</p> 	<p>Block 1- Numbers 0 to 100</p> <p>Block 2- Introduction to Hundreds - 0 to 200</p> <p>Block 3- Review of Addition 0 to 20</p> <p>Block 4-Adding 2 digits + 1 digit</p>	<p>Block 1 – Animals are different</p> <p>Block 2 – Amazing Animals</p> <p>Block 3- Pet Animals</p> <p>Block 4- Beautiful Birds</p> <p><b>Project pg 14</b>            Paste pictures of animals that live on land,water and both on land and in water in a scrap book.</p> 	<ul style="list-style-type: none"> <li>• Software definition</li> <li>• OO4 Kids Writer Introduction</li> <li>• Open, Save, Close a document</li> <li>• Font style</li> <li>• Size</li> <li>• Color</li> <li>• Bold, Italics and underline</li> <li>• Background colour</li> <li>• Graphic</li> </ul>

<p><b>July</b></p>	<p>Block 4-Comparing festivals</p> <p>Block 5-Something new- A silly poem.</p> <p>Block6-Pranav’s friends visualizing the story.</p> <p><b><u>Grammar:</u></b></p> <p>Pronouns Common and Proper Naming words Use of is ,are and am</p>	<p>Block 5- Review of Subtraction 0 to 20</p> <p>Block 6- Subtracting 2- digits – 1- digit</p> <p>Block 7-Lines</p>	<p>Block 5 – Animals are important</p> <p>Block 6 – Types of Plants Block</p> <p>7 – Importance of Plants</p>  <p><b><u>Project :</u></b> Make a scrapbook on different types of plants.</p>	<ul style="list-style-type: none"> <li>• Bulleted list</li> <li>• Numbered list</li> <li>• Alignment (Left , right and center alignment)</li> </ul>
<p><b>August</b></p>	<p>Block 7-Describing Words</p> <p>Block 8-Cricket-Writing a poem</p> <p>Block 9-Scaredy Sam- mapping a story.</p> <p><b><u>Grammar:</u></b> Describing words Has / have, go / goes Do / Does</p>	<p>Block 9- Solid Shapes</p> <p>Block 10- Patterns</p> <p>Block 11- Introduction to multiplication</p>	<p>Block 8 – Parts of our Body</p> <p>Block 9 – Inside our Body</p> <p>Block 10 – Kinds of Food</p> <p><b><u>Project:</u></b> Different food we get from plants</p> 	<ul style="list-style-type: none"> <li>• Inserting pictures</li> <li>• Adding colourful borders</li> <li>• Margin</li> </ul>

<p><b>September</b></p>	<p>Block 10 Making sentences</p> <p>Block 11- Sid and Sam's chocolate cupcakes- Instructions in a recipe.</p> <p><b>Grammar:</b> Compound words Doing words</p>	<p>Block 12- Multiplication Tables(2,5,10)</p> <p>Block 13- Multiplying Tables (3,4,6 and 9)</p>  <p>multiplication with 2</p>	<p>Block 11 – Family Tree</p> <p>Block 12 – Types of Houses</p> 	<p>• Introduction to OO04Kids Calc</p> <ul style="list-style-type: none"> <li>• Opening and data entry</li> <li>• Working with rows.</li> </ul>
<p><b>October- November</b></p>	<p>Block 12- We Indians- Text to world connection.</p> <p>Block 13- Describing ourselves and others.</p> <p>Block 14- The trees grandma did not plant</p> <p>Block 15- Paragraph writing.</p> <p><b>Grammar</b> Simple present and present continuous tense. Simple future tense. Doing words</p>	<p>Block 14 – Length</p> <p>Block 16- Comparing 0 to 200</p> <p>Block 17- Hundreds 200 to 500</p>	<p>Block 13 – Keeping Surroundings Clean</p> <p>Block 15 – Sources of Water</p> <p>Block 16 – Water to Live</p> <p><b>Project :</b></p> <p>Collect pictures of various uses of water and paste them in a scrap book.</p> 	<ul style="list-style-type: none"> <li>• Font style</li> <li>• Font size</li> <li>• Formatting of cells( row height and column width)</li> </ul> <p>Computers</p> <ul style="list-style-type: none"> <li>• Sum function</li> <li>• Aligning contents of cells</li> <li>• Auto fill option</li> </ul>

<p><b>December- January</b></p>	<p>Block 16- Catching the rain-Writing a list poem.</p> <p>Block 17- Jun's seed- Elements of a folktale</p> <p>Block 18- Writing about the past.</p> <p>Block 19 – Read / Question &amp; Answers and Page 18 of Workbook.</p> <p>Block 20- Compare and contrast</p> <p><b><u>Grammar:</u></b> Homophones Preposition - in,on, under, between,behind,front, above and below</p>	<p>Block 18 – Hundreds 500 to 1000</p> <p>Block 19 – Adding 2- digits</p> <p>Block 20 – Adding 2- digits with Regrouping</p> <p>Block 21 – Subtracting 2- digits</p>	<p>Block 17-Ice, Water and Steam</p> <p>Block 18 – Air and Breathing</p> <p>Block 19 – Moving Air</p> <p>Block 20 – In the Sky</p> <p><b><u>Project :</u></b> Collect and paste pictures of what makes the air dirty. Write the names of those things that makes it dirty.</p> 	<ul style="list-style-type: none"> <li>· Introduction to Multimedia</li> <li>· Launching of OO04kids Impress · Open, Save , Close a presentation</li> <li>· Slide</li> <li>· Adding text to slide(Bold, Italics, Underline, Font style, Font size, font color)</li> <li>· Adding slide</li> </ul>
-------------------------------------	--	--	--	---

<p><b>February- March</b></p>	<p>Block 21- Guess Who? Solving a riddle.</p> <p>Block 22 – Only Workbook Pages 32 , 33.</p> <p>Block 24- Vinu runs away from home-Reading a play.</p> <p>Block 25- If I were- Composing poems.</p>	<p>Block 22- Subtracting 2- digits with Regrouping</p> <p>Block 23 – Do only S1, S2 and S3.</p> <p>Block 24 – Money</p>	<p>Block 21 – Push and Pull</p> <p>Block 23 – Metal and Wood</p> <p>Block 25 – Saving Forest</p> <p><b><u>Project :</u></b> Collect and paste pictures of objects made of wood and different metals on a chart paper.</p> 	<ul style="list-style-type: none"> <li>• Inserting images</li> <li>• Inserting sound files to slides</li> <li>• Slide transition</li> <li>• Slide show</li> </ul>
-----------------------------------	---	---	---	---