




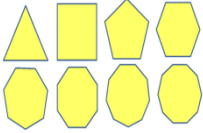




**New Era Public School**  
**Syllabus - Class I**  
**2018-2019**

Month	English	Mathematics	EVS	Computers
<b>April and May</b>	<p>Block 1 – Reading on our own</p> <p>Block 2- People, places and things</p> <p>Block 3 – Reading for details</p> <p>CVC words with the vowels/a/, /e/, /i/ and /o/ sounds</p> <p>Framing sentences</p> <p>Naming words</p> <p>Use of capital letters and full stops</p>	<p>Chapter 1- Numbers upto 50</p> <p>Activities:</p> <ul style="list-style-type: none"> <li>• Use of abacus, mathmat and ganitmala for counting and recognition of numbers.</li> <li>• Abacus and number apparatus for place value of digits in a number.</li> </ul> 	<p>Block 1- My family</p> <p>Block 2- My School</p> <p>Block 3 – Houses and clothes</p> 	<ul style="list-style-type: none"> <li>• Machines around us</li> <li>• Introduction to the world of Computers</li> <li>• -Usage of computers at various places like schools, banks, hospitals etc.</li> <li>• -Identify the various parts of the computer. Mouse buttons ( left&amp; right)</li> <li>• -Recognition of alphanumeric &amp; special keys on the keyboard.</li> </ul>
<b>July</b>	<p>Block 4 – Doing words</p> <p>Block 5 – Poetry</p> <p>Block 6 – One and many</p> <p>Articles (a,an)</p> <p>Doing words</p> <p>CVC words with /u/ sound</p> <p>Use of capital letters and full stops.</p> <p>One and many</p> <p>Rhyming words</p> <p>Use of is, am, are</p>	<p>Chapter 2- Addition upto 50</p> <p>Activities:</p> <ul style="list-style-type: none"> <li>• Bean seeds for counting forward and putting together.</li> <li>• Paper strips for number combinations game.</li> </ul>	<p>Block 4- Work people do</p> <p>Block 5- Games</p> <p>Block 6- We are different</p> <p>Block 7- Sense organs</p> <p><b>Project Work :</b> Page 32 Make a scrapbook with pictures of different jobs done by different people.</p>	<p>Parts of a computers</p> <p><b>Paint</b></p> <ul style="list-style-type: none"> <li>• Drawing tools of MS Paint - Line tool - Pencil tool -Fill with color tool - Eraser tool</li> <li>• Concept of thick &amp; thin (Line thickness option)</li> </ul>

			<p>Write the names of the jobs along with their workplaces.</p>	
<p><b>August</b></p>	<p>Block 7 – Text- to- self connections          Block 8 – Asking questions          Block 9 – Folktales          Block 10- Pronouns          Framing questions and use of question mark          Pronouns</p>	<p>Chapter 3- Subtraction upto 50          Activities:</p> <ul style="list-style-type: none"> <li>• Kidney beans for counting backward.</li> <li>• Game on subtraction and story sums.</li> </ul>	<p>Block 8- Sounds I hear          Block 9- I am clean          Block 10- Safety rules</p> 	<p>Drawing on the computer</p> <p>Graphic software (<b>TUX Paint</b>)</p> <ul style="list-style-type: none"> <li>• Explore the Tux Paint interface</li> <li>• Shapes tool</li> <li>• Line tool Stamp tool.</li> </ul> <p>Computers (TUX Paint)</p>
<p><b>September</b></p>	<p>Block 11- Connecting texts          Block 12- Sounds and sentences          Parts of a sentence</p>	<p>Chapter 4: Shapes and patterns          Activities:</p> <ul style="list-style-type: none"> <li>• Shape cut-outs, crayons to create designs.</li> <li>• Origami sheets and Rangometry for shapes and patterns.</li> </ul> 	<p>Block 11- Living and non-living          Block 12- Animal world</p> <p><b>Project Work :</b>          Page 80 and 86          Make a scrap book on animals. Paste pictures of 5 animals that you like. Write their names, homes, food they eat and a special thing about each animal</p>	<ul style="list-style-type: none"> <li>• Shapes tool</li> <li>• Text tool – Formatting text i.e. changing font style and size</li> <li>• Brush tool</li> </ul>

<p><b>October- November</b></p>	<p>Block 13-Writing a poem Block 14- Retelling a story Block 15- Likes and dislikes <b>Revision</b></p>	<p>Chapter 5: Numbers upto 100 Activities:</p> <ul style="list-style-type: none"> <li>• Ice-cream sticks and number cards for counting numbers.</li> <li>• Dice game for place value and making numbers.</li> </ul> <p>Chapter 6: Addition and subtraction upto 99 Activities:</p> <ul style="list-style-type: none"> <li>• Kidney beans / ice-cream sticks for addition and subtraction.</li> <li>• Paper strips for number combination game.</li> </ul> <p>Chapter 7: Measurements Activites:</p> <ul style="list-style-type: none"> <li>• Game- Blow it away! (various objects to compare weight)</li> <li>• Containers of different types to compare capacity.</li> </ul>	<p>Block 13- Homes of animals Block 14- Chirpy birds Block 16- Plants around me</p> 	<ul style="list-style-type: none"> <li>• Drawing Lines</li> <li>• Inserting Pictures(Stamp and Stickers)</li> <li>• Shrink</li> <li>• Expand</li> <li>• Flip</li> <li>• Mirror image</li> </ul>
-------------------------------------	---	---	---	---

<p><b>December - January</b></p>	<p>Block 16- Reading for a purpose          Block 17- Exclamatory sentences          .Block 18- My daily routine          Block 19- Setting of a story  <b>Project Work-</b> Paste pictures of homes of four animals and write one-two sentences about them in the notebook          Block 20- Describing words          Opposite words          Block 22- Personal Narrative</p>	<p>Chapter 8: Time          Activities:</p> <ul style="list-style-type: none"> <li>• Cards with activities written on them to compare time taken to do them.</li> <li>• Model of clock to read and show time.</li> </ul> <p>Chapter 9: Money          Activities:</p> <ul style="list-style-type: none"> <li>• Coins and crayons for shading.</li> <li>• Coins of different types to make combinations.</li> </ul> 	<p>Block 17- Plants are different          Block 18- Food we eat          Block 19- Transport          Block 20- Uses of water  <b>Project work:</b>Page-128          Take a chart paper. Write          How many buckets or bottles of water are used for various activities at home?          Then write how you can reduce the amount of water used for these activities.</p>	<ul style="list-style-type: none"> <li>• Magic tool → Fill tool</li> </ul> <p>Options of Magic tools          (Grass, Flower, Rain, Rails etc.)</p> <ul style="list-style-type: none"> <li>• Saving and opening a file</li> </ul>
<p><b>February- March</b></p>	<p>Block 24- Position words          Use of in, on, under, above, below, behind, beside, in between and in front of.          Block 25- Compare and contrast  <b>Revision.</b></p>	<p>Chapter 10: Data handling          Activities:</p> <ul style="list-style-type: none"> <li>• Boys and girls activity (pink and blue cards to read and interpret data).</li> <li>• Count fruits in a chart.</li> </ul> <p>Chapter 11: Multiplication readiness          Activities:</p> <ul style="list-style-type: none"> <li>• Kidney beans for making groups and repeated addition.</li> <li>• Buzz game for skip</li> </ul>	<p>Block 21- We need air          Block 22- About air          Block 24- Weather and seasons          Projects</p> <ol style="list-style-type: none"> <li>1. Show &amp; tell – Bring an object related to a rainy day and speak about it.</li> <li>2. Create a day and night sky on an</li> </ol>	<p>Practice of all the tools of <b>TUXPAINT</b></p>

		counting by 2s, 5s and 10s.	A4-sheet.	