




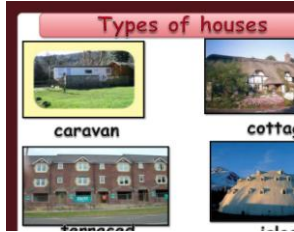



New Era Public School
Syllabus - Class II
2018-2019


Month	English	Maths	EVS	Computers
April- May	<p>Block 1-Aanya and the dragon</p> <p>Block 2- Sequencing and summarizing. Block 3–Ben’s Christmas wish. Making connections.</p> <p><u>Grammar:</u> Naming words One and many Capital letters Articles</p> 	<p>Chapter -1 Numbers upto 200</p> <p><u>Activities</u></p> <ul style="list-style-type: none"> • Kidney beans for grouping • Build numbers on abacus 	<p>Block 1 – Animals are different Block 2 – Amazing Animals Block 3- Pet Animals Block 4- Beautiful Birds</p> <p><u>Project pg 14</u> Paste pictures of animals that live on land,water and both on land and in water in a scrap book.</p> 	<ul style="list-style-type: none"> • Software definition • OO04 Kids Writer Introduction • Open, Save, Close a document • Font style • Size • Color • Bold, Italics and underline • Background colour • Graphic

<p>July</p>	<p>Block 4-Comparing festivals</p> <p>Block 5-Something new- A silly poem.</p> <p>Block6-Pranav's friends visualizing the story.</p> <p><u>Grammar:</u></p> <p>Pronouns Common and Proper Naming words Use of is ,are and am</p>	<p>Chapter 2 – Addition</p> <p><u>Activities-</u></p> <ul style="list-style-type: none"> • Dice game for adding • Bingo games 	<p>Block 5 – Animals are important</p> <p>Block 6 – Types of Plants</p> <p>Block 7 – Importance of Plants</p> <p></p> <p><u>Project :</u> Make a scrapbook on different types of plants.</p>	<ul style="list-style-type: none"> • Bulleted list • Numbered list • Alignment (Left , right and center alignment) 
<p>August</p>	<p>Block 7-Describing Words</p> <p>Block 8-Cricket-Writing a poem</p> <p>Block 9-Scaredy Sam-mapping a story.</p> <p><u>Grammar:</u></p> <p>Describing words Has / have, go / goes Do / Does</p>	<p>Chapter 3 – Subtraction</p> <p><u>Activities-</u></p> <ul style="list-style-type: none"> • Quiz on subtraction • Dice games for subtraction 	<p>Block 8 – Parts of our Body</p> <p>Block 9 – Inside our Body</p> <p>Block 10 – Kinds of Food</p> <p><u>Project:</u> Different food we get from plants</p> <p></p>	<ul style="list-style-type: none"> • Inserting pictures • Adding colourful borders • Margin

<p>September</p>	<p>Block 10 Making sentences</p> <p>Block 11- Sid and Sam's chocolate cupcakes- Instructions in a recipe.</p> <p>Grammar: Compound words Doing words</p>	<p>1. Chapter 4- Shapes and patterns</p> <p>Activities-</p> <ul style="list-style-type: none"> Using origami sheets to make shapes Making solid shapes using clay and straws <p>2. Chapter 5- Numbers upto 1000</p> <p>Activities-</p> <ul style="list-style-type: none"> Place value blocks Flash cards for ordering of numbers 	<p>Block 11 – Family Tree</p> <p>Block 12 – Types of Houses</p>  <p>The image shows a collage titled 'Types of houses' with four sub-images: a caravan, a cottage, a terraced house, and a bungalow.</p>	<ul style="list-style-type: none"> Introduction to OO04Kids Calc Opening and data entry Working with rows.
<p>October- November</p>	<p>Block 12- We Indians- Text to world connection.</p> <p>Block 13- Describing ourselves and others.</p> <p>Block 14- The trees grandma did not plant</p> <p>Block 15- Paragraph writing.</p> <p>Grammar Simple present and present continuous tense. Simple future tense. Doing words</p>	<p>1. Chapter 5 (to be cont)- 100 more and 100 less, 10 more and 10 less</p> <p>2. Chapter 6 – More addition and subtraction</p> <p>3. Chapter 7- Multiplication</p> <p>Activities</p> <ul style="list-style-type: none"> Hundreds grid kidney beans for 	<p>Block 13 – Keeping Surroundings Clean</p> <p>Block 15 – Sources of Water</p> <p>Block 16 – Water to Live</p> <p>Project :</p> <p>Collect pictures of various uses of water and paste them in a scrap book.</p>  <p>The image shows a well with a pulley system. A woman is using a bucket to draw water, while another woman is washing clothes nearby. There are also some children and a dog in the scene.</p>	<ul style="list-style-type: none"> Font style Font size Formatting of cells(row height and column width) Computers Sum function Aligning contents of cells Auto fill option

		<p>adding and subtracting</p> <ul style="list-style-type: none"> • Fizz- buzz game for tables • Kidney beans for repeated addition 		
<p>December-January</p>	<p>Block 16- Catching the rain-Writing a list poem.</p> <p>Block 17- Jun's seed-Elements of a folktale</p> <p>Block 18- Writing about the past.</p> <p>Block 19 – Read / Question & Answers and Page 18 of Workbook.</p> <p>Block 20- Compare and contrast</p> <p><u>Grammar:</u> Homophones Preposition - in,on, under, between,behind,front, above and below</p>	<p>1. Chapter 8- Measurement</p> <p>2. Chapter 9- Time</p> <p>3. Chapter 10- Money</p> <p><u>Activities-</u></p> <ul style="list-style-type: none"> • Using weighing machine to compare weight of children • Hands on activity using different using different measuring jar • Reading and showing the time • Going shopping using fake notes 	<p>Block 17-Ice, Water and Steam</p> <p>Block 18 – Air and Breathing</p> <p>Block 19 – Moving Air</p> <p>Block 20 – In the Sky</p> <p><u>Project :</u> Collect and paste pictures of what makes the air dirty.Write the names of those things that makes it dirty.</p>	<p>• Introduction to Multimedia</p> <ul style="list-style-type: none"> • Launching of OO04kids Impress • Open, Save , Close a presentation • Slide • Adding text to slide(Bold, Italics, Underline, Font style, Font size, font color) • Adding slide



<p>February- March</p>	<p>Block 21- Guess Who? Solving a riddle.</p> <p>Block 22 – Only Workbook Pages 32 , 33.</p> <p>Block 24- Vinu runs away from home-Reading a play.</p> <p>Block 25- If I were- Composing poems.</p>	<p>Ch-11- Handling data Ch-12- Division readiness</p> <p><u>Activities-</u></p> <ul style="list-style-type: none"> • Grouping with kidney beans and ice cream sticks 	<p>Block 21 – Push and Pull</p> <p>Block 23 – Metal and Wood</p> <p>Block 25 – Saving Forest</p> <p><u>Project :</u> Collect and paste pictures of objects made of wood and different metals on a chart paper.</p> 	<ul style="list-style-type: none"> • Inserting images • Inserting sound files to slides • Slide transition • Slide show
-----------------------------------	---	--	---	---