








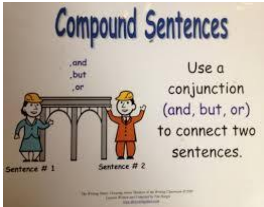
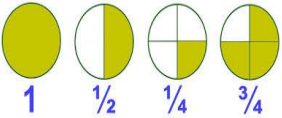






New Era Public School
Syllabus - Class III
2018-2019



Month	English	Maths	Science	S. Science	Computers
April and May	<p>Block 1- Mala Goes to School Understanding Characters Block 2 – Describing a person Block 3- The Blue Kite Sequence of Events Block 4 – Writing a Story Imagery</p> <p>Grammar : Nouns(common and proper) , Adjectives, use of is , am and are , simple present tense</p>	<p>Ch.1 Place Value Ch.2 Addition</p> <p>Activity: Building numbers using Digit Cards</p> <p>Tables:2,3,4 and 5</p>	<p>Block-1- All about Leaves Block-2- Fruits and Seeds. Block-3- Stems and Roots Block-4- Features of Birds</p> <p>Project –Collect different kinds of leaves(simple and compound). Paste them in a scrapbook.</p> 	 <p>Block-1-Role of a family Block-2-Work and play Block-3-Fun with family Block-4-Home and shelter</p> <p>Project: Make a family tree showing your family members.</p>	<ul style="list-style-type: none"> • Introduction to DTP & Scribus software • Text frame • Background color • Style(Word Art) • Font • Alignment
June & July	<p>Block 5 – Where Go the Boats? Block 6 – Annie’s Ant Adventure Realistic and Imaginary Block 7- Writing a</p>	<p>Ch.2 Addition (continued) Ch.3 Subtraction</p> <p>Activity: a) Decoding the</p>	<p>Block -5- Creepy Crawly Animals Block-6-Foods Habits of</p>	<p>Block-5 Neighbourhood and School</p>	<ul style="list-style-type: none"> • Lines and shapes • Background Colour • Inserting images

	<p>Fantasy Story</p> <p>Grammar ; present continuous verbs, Irregular past tense verbs, rhyming words, words ending with -ed</p>	<p>message hidden in addition and subtraction sums.</p> <p>b) Practicing addition using Wheel of Fortune</p>  <p>Tables of 6,7and8</p>	<p>Animals Block- 7-Movement in Animals</p> <p>Project-Paste pictures of animals according to what they eat in a scrap file. Make food chains using these animals</p> 	<p>Block-6 Places that Help Us</p> <p>Block-7- Occupations Block 8-Pottery</p> <p>Project- Choose one occupation that you think is important. Paste pictures and write how it is important.</p> 	
<p>August</p>	<p>Block 8 – The Lion and the Mouse Learning through Fables Block 9- The Race Text to text connections Block10 – Comparing Folk Tales</p> <p>Grammar : Common and proper nouns , Pronouns</p>	<p>Ch.4 Multiplication</p> <p>Activity:</p> <p>a) Buzz activity to identify multiples of a number.</p> <p>b) Lattice multiplication</p>	<p>Block 8- Living things Block-9-Bones, Joints and Muscles. Block-10-Organ Systems of Our Body.</p>	<p>Block-9-Textiles Block-10-Festivals of India Block-11- Different people</p> <p>Project: Make a design on a pot. Paint and decorate it creatively.</p>	<ul style="list-style-type: none"> • Inserting borders • Creating Master pages • Inserting page numbers

		Tables of 9,10,11 and 12			
September	<p>Block 10 Continued Block 11 – There is a Mouse Problem-solution poems Block12- Simple Visualizing Block 13 – Making Comparisons</p> <p>Grammar: Rhyming words, words ending with –ent,-end, -ed, Comparison of adjectives</p>	<p>Ch.5 Division Ch.6 More about Division Activity: Practicing division using colour codes</p> <p>Tables 2 to 12</p>	<p>Block -11-Personal Care And Cleanliness</p> <p>Block-12-Accidents and Safety(to be done as a project) Project-Make a list of safety rules to be followed at</p> <ul style="list-style-type: none"> • School • Playground • Road • Home.  <p>Block-13-Cooking Food.</p>	<p>Block-12- Knowing where you live. Block-13-Our State</p> <p>Project : Make a small booklet. Write a few lines on your city. Draw or paste pictures of interesting things you like about your city. Also write how your city would look like 10 years from now.</p> 	<ul style="list-style-type: none"> • Scratch Interface • Components of Scratch Interface 
October- November	<p>Block 13 continued Revision + Worksheets Block 14- Rohan's Red T-Shirt Finding the main idea Block 15 – Compound</p>	<p>Ch.6 More about Division (continued) Ch.7 Fractions</p>	<p>Block -14 –Diversity in Food we eat Project- Make a collage of different food items from any one part of India(East/West/North</p>	<p>Block-14-Types of food Block-15-Local governing bodies</p>	<ul style="list-style-type: none"> • Setting stage • Motion • Animation

	<p>Sentences.(only grammar work to be done) Block 16- Pink and Giya Asking questions Grammar :Compound Subjects and Predicates, conjunctions , ‘Wh’ Questions</p> 	<p>Activity / project : a)Show : Half , three fourth and One fourth with different shapes of paper using origami sheets.</p>  <p>b)Finding unit fractions of a quantity using Icecream sticks/Rajma beans</p>	<p>/South) Block-15-Local Sources of Water Block-16-Water Pollution Block-17-Scarcity of Water (to be done as an activity)</p> <p>Activity-Make a poster on water conservation</p>  <p>Block -18-Materials and their forms Block-19-Soil.</p>	<p>Block-17 Earth and its Neighbours Revision</p> <p>Project-On a black sheet, paste the different shapes of the moon as seen from the earth. Mention the names too.</p> 	
--	--	---	---	---	--

<p>December</p>	<p>Block 16 Continued Block 17 – Writing about the Future Block 18 – How to Cover Your Books Giving Instructions</p> <p>Grammar – Sentences with –I will, Giving commands</p> <p>Block 25- Another Day Imagery in Poetry (to be taken up only for recitation)</p>	<p>Ch.8 Shapes and patterns</p> <p>Ch.9 Measurement Activity: a)making cards using the concept of symmetry</p> <p>b)Comparing weights of different objects by water displacement method and arrange them in ascending order</p> <p>Table of 13</p>	<p>Block-20-Fibres.</p> <p>Project- Paste samples of artificial and natural fibres and name them.</p>  <p>Block -21-Force</p>	<p>Block-18 Physical Features of the Earth</p> <p>Block-20-The hunters and gatherers</p> <p>Project- Find Information and pictures on methods used by people in ancient times to survive.</p>	<ul style="list-style-type: none"> • Costumes • Paint editor interface • Repeat • Importing sprite • Sounds tab
<p>January</p>	<p>Block 18- Continued Block 19 – The Assembly Medal Text –to- Self Connections Block 20 – Writing with Adverbs</p> <p>Grammar: Adverbs (How, when, how often)</p> <p>Project: Find articles in newspapers, magazines or internet about</p>	<p>Ch.10 Time</p> <p>Activity: Making a calendar for any month.</p> <p>Table of 13 and 14</p>	<p>Block-22-Measurement (to be done as an activity)</p>  <p>Activity-Cut and paste five polygons of different sizes and measure their sides</p> <p>Block 23-Earth ,Moon And</p>	<p>Block-22- Evolution of transport. Block-23 Modes of Travel</p> <p>Project- Gather information on Delhi Metro and how it has made life easy for common people. Present it as a report along with pictures in a scrap book.</p>	<ul style="list-style-type: none"> • Adding sound to object • Recording sounds

	<p>children in India who have won awards of bravery. Write about any two of these children in a scrap file.</p>		<p>Sun</p> <p>Project-Draw the different phases of the moon.</p> 		
<p>February-March</p>	<p>Block 21 – Eat Healthy and Feel Great! Project: Write your daily menu (breakfast, lunch, dinner) for a week. Find out if you are eating a balanced diet and plan a balanced diet for yourself.</p> <p>Facts and Opinions Block 22 – Persuasive Writing</p> <p>Block 23 – Seema Is Missing Enacting a Play Block 24 –(only enactment to be done)</p> <p>Grammar: Writing negative sentences</p>	<p>Ch. 11 Money Ch.12 Data handling</p> <p>Activity: a) Let’s shop and make bills b) Collect the data about the birthdays of children of your class and arrange in Tally chart Table</p> <p>Tables 2 to 15</p> <p>Revision</p>	<p>Block-24-Natural Disasters Block-25-Healthy Homes.</p> <p>Revision</p>	<p>Block-24- Safety on the road. Block-25- Journey of a letter</p> <p>Revision</p> <p>Project-Draw important road signs and write their names. Write why they are important.</p> 	<ul style="list-style-type: none"> • Say blocks • Switching backgrounds • Hide and show sprites • Think bubble • Control tabs broadcast and wait • When I receive <p>When space key pressed blocks</p>