







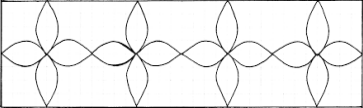




**New Era Public School**  
**Syllabus - Class IV**  
**2018-2019**





Month	English	Maths	Science	S. Science	Computers
<b>April - May</b>	<p>Block 1 – The Golden Goose and The Torch: Close Reading</p> <p>Block -2 Main Idea and Details</p> <p>Block -3 Compare and Contrast Essay</p> <p>Block-4 Ghungroos Dancing and Fun- Personal Narrative</p> <p>Grammar – nouns , kinds –proper common , collective ,concrete and abstract, conjunctions</p>	<p>Chapter 1- Place Value</p> <p>Chapter 2- Addition &amp; Subtraction</p> <p><b>Activities :</b> a) Building Numbers using flash cards.</p> <p>b) Adding &amp; Subtracting using wheel of fortune.</p> 	<p>Block – 1 More on Flowers</p> <p><b>Project:</b> Collect any 7 flowers dry them and paste them in a scrap file.</p>  <p>Block -2 Uses of Plants</p> <p>Block -3 Kinds of Plants</p> <p>Block -4 Food for Plants</p>	<p>Block-1-Changes in a Family</p> <p>Block-2-Houses Then and Now</p> <p>Block-3- Work People Do</p> <p>Block-4-Fun and Games</p> <p><b>Project :</b> Paste pictures of your family members 10 years ago along with recent pictures .State two changes that have taken place in your family.</p>	<p>Open Office-Word Processing</p> <ul style="list-style-type: none"> <li>• Interface description</li> <li>• Font style/size</li> <li>• Formatting text- bold, italics, underline</li> <li>• Lists-bulleted list, numbered list</li> <li>• Alignment</li> <li>• Background colour and graphics</li> <li>• Inserting pictures</li> <li>• Font work</li> </ul>

<p><b>June &amp; July</b></p>	<p>Block-5 Writing a Personal Narrative</p> <p>Block-6 The Magic Spell-Feelings and Motivations</p> <p>Block-7 Writing a Story</p> <p>Grammar: Subject and Object Pronouns, Adjectives, Types of Sentences, Suffixes-tion,ness</p>	<p>Chapter 2 - Addition &amp; Subtraction (continued)</p> <p>Chapter 3 – Multiplication</p> <p><b>Activity :</b> Revising numbers through mystery multiplication using number cards.</p> <p>Tables 2 to 10</p>	<p>Block – 5 Kinds of Animals</p> <p>Block -6 More about Insects</p> <p>Block -7 Life Cycle of Animals</p> <p><b>Project :</b> Prepare a booklet on the life cycle of three animals of your choice.</p> 	<p>Block-5 –My Country Block -6-Rights and Duties Block -7-Using a Map Block -8-India: Physical Features and Climate Block-9-Northern Mountains</p> <p><b>Project:</b> Make a poster to educate people about saving rivers from pollution</p> 	<p>Open OfficeWord Processing</p> <ul style="list-style-type: none"> <li>• Tables</li> <li>• Inserting Header, footer and page no</li> <li>• Hyperlinks</li> <li>• Apply border and shading</li> </ul> 																																																																																																				
<p><b>August</b></p>	<p>Block-8 The School Play –Enacting a Play</p> <p>Block-9 Writing a Scene</p> <p>Block -10 Leisure-Author`sPerspective</p> <p>Grammar- Punctuation</p>	<p>Chapter 4 – Division Chapter 5 – Factors &amp; Multiples</p> <p><b>Activities :</b> Multiples board game using dice and number grid.</p> <table border="1" data-bbox="757 1225 1048 1420"> <tr><td>71</td><td>91</td><td>63</td><td>79</td><td>31</td><td>01</td><td>92</td><td>21</td><td>43</td><td>69</td></tr> <tr><td>12</td><td>80</td><td>65</td><td>74</td><td>36</td><td>84</td><td>54</td><td>89</td><td>52</td><td>11</td></tr> <tr><td>73</td><td>93</td><td>90</td><td>81</td><td>33</td><td>03</td><td>44</td><td>23</td><td>45</td><td>68</td></tr> <tr><td>04</td><td>34</td><td>67</td><td>70</td><td>22</td><td>48</td><td>56</td><td>02</td><td>32</td><td>13</td></tr> <tr><td>75</td><td>95</td><td>46</td><td>83</td><td>35</td><td>05</td><td>82</td><td>25</td><td>47</td><td>57</td></tr> <tr><td>94</td><td>06</td><td>98</td><td>24</td><td>14</td><td>64</td><td>58</td><td>53</td><td>72</td><td>15</td></tr> <tr><td>77</td><td>97</td><td>26</td><td>85</td><td>37</td><td>07</td><td>16</td><td>27</td><td>49</td><td>61</td></tr> <tr><td>28</td><td>50</td><td>00</td><td>30</td><td>20</td><td>62</td><td>60</td><td>55</td><td>66</td><td>17</td></tr> <tr><td>10</td><td>40</td><td>59</td><td>87</td><td>39</td><td>09</td><td>96</td><td>29</td><td>51</td><td>41</td></tr> <tr><td>08</td><td>18</td><td>42</td><td>38</td><td>76</td><td>99</td><td>88</td><td>78</td><td>86</td><td>19</td></tr> </table>	71	91	63	79	31	01	92	21	43	69	12	80	65	74	36	84	54	89	52	11	73	93	90	81	33	03	44	23	45	68	04	34	67	70	22	48	56	02	32	13	75	95	46	83	35	05	82	25	47	57	94	06	98	24	14	64	58	53	72	15	77	97	26	85	37	07	16	27	49	61	28	50	00	30	20	62	60	55	66	17	10	40	59	87	39	09	96	29	51	41	08	18	42	38	76	99	88	78	86	19	<p>Block -8 Where Animals Live Block -9 Our Teeth</p> <p>Block -10 Digestion</p> <p><b>Project:</b> Find information on any 5 advance technologies used to detect diseases,(Eg. X-Ray , MRI etc)</p>	<p>Block-10-Northern Plains</p> <p>Block-11-Desert and Plateau</p> <p>Block-12-Coastal Plains and Islands</p>	<p>Open Office-Spreadsheet</p> <ul style="list-style-type: none"> <li>• Interface description</li> <li>• Understanding rows/Columns/cells</li> <li>• Inserting Rows/ Columns</li> <li>• Font style/size</li> <li>• Aligning contents of a cell</li> </ul>
71	91	63	79	31	01	92	21	43	69																																																																																																
12	80	65	74	36	84	54	89	52	11																																																																																																
73	93	90	81	33	03	44	23	45	68																																																																																																
04	34	67	70	22	48	56	02	32	13																																																																																																
75	95	46	83	35	05	82	25	47	57																																																																																																
94	06	98	24	14	64	58	53	72	15																																																																																																
77	97	26	85	37	07	16	27	49	61																																																																																																
28	50	00	30	20	62	60	55	66	17																																																																																																
10	40	59	87	39	09	96	29	51	41																																																																																																
08	18	42	38	76	99	88	78	86	19																																																																																																

					
<b>September</b>	<p>Block- 10 (Continued)</p> <p>Block-11 The Tale of Peter Rabbit- Visualizing Story Details</p> <p>Block-12 Writing a Personal Letter</p> <p>Block-13 My First Railway Journey- Picture Story</p> <p>Grammar – order words, comparison of adjectives, possessive nouns and pronouns</p>	<p>Chapter 5 – Factors &amp; Multiples (continued)</p> <p>Chapter 6 – Fractions</p> <p><b>Activities :</b> a) Finding factors using kidney beans. b) Make your own cone using bindi.</p> <p>Tables 2 to15</p>	<p>Block – 11 First Aid ( to be done as a group activity )</p> <p><b>Activity :</b> Enactment of first aid to be given in case of various accidents. E.g.: burn, snake bite etc.</p> <p>Block -12 Balanced Diet</p> <p>Block -13 Nutrients in Food</p>	<p>Block 15- Our Cultural Heritage. Block 16 Our Soil Resources</p> <p><b>Project-</b>Choose a state of India .Find out about the people, the food, the clothes, folk songs /dances, the festivals, and important historical monuments . Collect pictures and write about them in a scrap book.</p> 	<p>Open Office- Spreadsheet</p> <ul style="list-style-type: none"> <li>• Formula in excel</li> <li>• Data types</li> <li>• Operators</li> <li>• Auto fill</li> <li>• Merge cells, data sort</li> </ul>
<b>October- November</b>	<p>Block 13- (Continued)</p> <p>Revision+Worksheets</p>	<p>Chapter 6 – Fractions (continued)</p> <p>Chapter 7 - Decimals</p>	<p>Block -14 Drinking Water (  tobedone as an activity )</p> <p><b>Activity :</b> Poster Making on</p>	<p>Block 17- Our Green Cover</p>	<p>Open Office- Spreadsheet</p> <ul style="list-style-type: none"> <li>• Functions</li> <li>• Function Wizard</li> </ul>

	<p>Block-14 Silver-Personification</p> <p>Block-15 The Fly-Using Similes</p> <p>Block-16 Once in a Village- Theme of a Story</p> <p>Grammar – adjectives, personification, similes</p> 	<p>Chapter 8 – Shapes &amp; Patterns</p> <p><b>Activities :</b> a)Showing decimal numbers on number grid.</p> <p>b) Making borders using symmetry</p> 	<p>Save Water</p>  <p>Block -15 Water Purification</p> <p>Block -16 Evaporation and Condensation</p> <p>Block -1 7Kinds of wind</p> <p><b>Project :</b> Make a wind vane</p>  <p>Air Pollution</p> <p>Block -19 Energy</p> <p>Block – 18</p>	<p>Block-18 –Our Animal Wealth</p> <p>Block-19-Our Mineral Resource</p>	<ul style="list-style-type: none"> <li>• Automatic recalculation</li> <li>• Absolute and relative reference</li> <li>Open Office-Spreadsheet</li> <li>• Creating Charts</li> <li>• Chart Wizard</li> <li>• Filter data</li> </ul>
<p><b>December</b></p>	<p>Block-16 (Continued)</p> <p>Block-17-Formal Opinion Letters</p>	<p>Chapter 9 – Measurement</p> <p><b>Activity :</b> Measuring capacity using bottle and</p>	<p>Block -20 Sun and the Weather</p>	<p>Block-20-Agriculture and Industry</p>	<p>Open Office Impress</p> <ul style="list-style-type: none"> <li>• Introduction to Impress Interface</li> </ul>

	<p>Block-18-Where have all the tigers gone?-Building an argument</p> <p>Grammar: Using should must and have to</p> <p>Block -25 ( to be taken up only for creative writing) Have you read about any inventions in your Science or Social Science classes? Choose any one invention to research and make an outline of the problem, causes and effects. Use this outline to write an essay about how the invention has made things easier or more difficult.</p>	<p>paper cups.</p> <p>Table of 16</p>	Block -21 The Solar System	Block 22- Road Transport	<ul style="list-style-type: none"> <li>• Adding text to slide and formatting</li> <li>• Adding, deleting and renaming of slides</li> <li>• Inserting images and sounds</li> <li>• Slide transitions and slide shows</li> <li>• Slide design and layout</li> <li>• Inserting pictures</li> </ul>
<b>January</b>	<p>Block-18 (Continued)</p> <p>Block -19 Persuasive Writing</p> <p>Block -20Venu`s Time Machine- Fact and Fiction</p> <p>Grammar- Using will would and could</p> <p>Block 21</p>	<p>Chapter 10 – Perimeter &amp; Area</p> <p><b>Activity :</b> Finding area using square cut outs.</p> <p>Table of 17 and 18</p>	<p>Block -22 Different Clothes ( to be done as a project )</p> <p><b>Project :</b>Weave a table mat using paper strips</p>	<p>Block 23 –Rail Transport</p> <p>Block 24- Air and Water Transport</p> <p><b>Project ;</b> Make a project on the history of railways in India</p>	<p>Open Office Impress</p> <ul style="list-style-type: none"> <li>• Inserting movie clips</li> <li>• Font work</li> <li>• Creating Auto Shapes</li> <li>• Add Background</li> <li>• Inserting action button and using action button.</li> </ul>

	<p>Writing Science Fiction(to be done only as a project)</p> <p>Project Work- Imagine you have landed a spacecraft on a new planet. Write about this planet to your friends. Describe what you can see, hear, smell and taste there. Tell them if there are other creatures living there and if it seems like a nice place for humans to live. Draw a poster of this imaginary planet.</p>		 <p>Block -23 Soil Erosion</p>		
<p><b>February - March</b></p>	<p>Block 20 ( Continued)</p> <p>Block-22-The Life of Helen Keller- Introduction to Biography</p>  <p>Helen Keller</p>	<p>Chapter 11 - Time</p> <p>Chapter 12 - Data Handling</p> <p><b>Activities :</b></p> <p>a) Make a timeline to show the activities done by your mother on a daily basis in a 12- hour format and 24- hour format.</p> <p>b)Show the data about favourite food items of your classmates using tally</p>	<p>Block -24 Save Natural Resources</p> <p>Block -25 Dealing with Waste</p> <p><b>Project:</b> Make any useful item using discarded material.</p> 	<p>Block-24-Air and Water Transport(contd)</p> <p>Block-25- Communication</p> <p>Project: Collect information about traditional and modern means of communication and make a report</p>	<ul style="list-style-type: none"> <li>• Custom Animation</li> <li>• Adding sound to animation</li> <li>• Arranging slides using slide sorter view</li> <li>• Slide Transition</li> <li>• Watching slide show</li> <li>• Automate presentation.</li> </ul>

Block-23- Writing a Biography

Block- 24  
From thorn hedges to barbed wire-( to be done only for vocabulary and word meanings)

marks.

Tables of 19 and 20

