
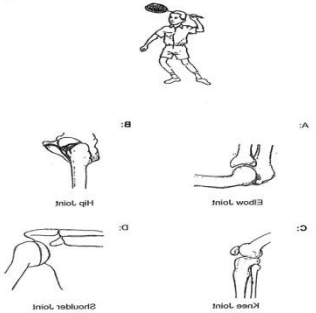

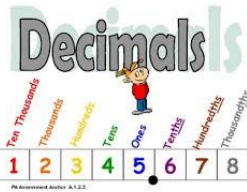




**New Era Public School**  
**Syllabus - Class V**  
**2018-2019**

Month	English	Maths	Science	S. Science	Computers
<b>April and May</b>	<p>Block 1 – Chakravarthy Investigates – Looking for Clues            Block2- Describing an event            Block 3 – A Day in the Life of a Washer man – Sequencing Events            Block 4 – Writing a Personal Journal</p> <p>Grammar – Nouns (common, proper, collective and abstract nouns)            Simple past and past continuous tenses            Time Order Words, Simple Present Tense)</p>	<p>Chapter 1 –Place Value            Chapter 2 –Four Operations</p> <p><b>Activity</b></p> <ul style="list-style-type: none"> <li>Using number cards to form large numbers.</li> </ul>	<p>Block – 1 Germination of seeds  <b>Project:</b>            Germination of seeds</p>  <p>Block -2 Growing New Plants            Block -3 Cultivating Crops            Block -4 Super Senses</p>	<p>Block 1- Shifting Families            Block 2- Living in a Community            Block 3- A Home for Everyone            Block 4- Losing our Homes</p> <p><b>Project :</b>Interview the people in your neighbourhood using the following questions :</p> <ol style="list-style-type: none"> <li>For how long have you been living here?</li> <li>Where did you or your family live before?</li> <li>Why did you move to the new city?</li> <li>What problems did you face when you came to the new city?</li> </ol> <p>Collect their answers and present this as an information report.</p>	<p>Inkscape</p> <ul style="list-style-type: none"> <li>Introduction to vector graphics and scalable vector graphics</li> <li>Introduction to Inkscape and Inkscape interface</li> <li>Working with files</li> <li>Introduction to Tool Box and tools control bar.</li> </ul>

<p><b>June &amp; July</b></p>	<p>Block 5- The Story of Flying Robert – Analyzing a Poem</p> <p>Block 6- No Ordinary Soldier – Elements of a Story</p> <p>Block 7 – Writing a Review</p> <p>Grammar : subject and predicate, Present Tense Continued</p>	<p>Chapter 2 –Four Operations (contd)</p> <p>Chapter 3-- Factors</p> <p>Chapter 4 – Multiples</p> <p><b>Activity</b></p> <ul style="list-style-type: none"> <li>• Making Venn diagrams to find common factors and multiples.</li> <li>• Buzz game ( to identify multiples of a number)</li> </ul> <p>Tables 2 to 12</p>	<p>Block -5 Habitat and Adaptation</p> <p>Block -6 Protecting Animal</p> <p>Block -7 Joints in Our Body</p> <p><b>Project:</b> Make a model of any one type of movable joint.</p> 	<p>Block 5- Our Built Heritage</p> <p>Block 6- Caring for Animals</p> <p>Block 7- Pollution in the Environment</p> <p>Block 8- Coming of the British</p> <p><b>Project :</b></p> <p>Think of a problem that exists in our society. Choose someone you think will be able to fight this problem. Collect details of the problem and of your chosen person from the internet and make a report in your scrap book.</p> 	<p>Inkscape</p> <ul style="list-style-type: none"> <li>• Introduction to strokes and fills.</li> <li>• Introduction to Selection tools, shapes and fill tool grouping and drawing tools</li> </ul>
<p><b>August</b></p>	<p>Block 8 – The Skylark – Alliteration and Metaphor</p> <p>Block 9 – The Olive Tree- Conflict and Perspective</p> <p>Block 10 – Writing an informal letter</p>	<p>Chapter 5 – Fractions</p> <p>Chapter 6 – Decimals</p> 	<p>Block -8 Our Nervous System</p> <p>Block-9 Communicable Diseases</p> <p>Block -10 Diet and Health</p>	<p>Block 9- Rise of Nationalism</p> <p>Block 10- Gandhi and the Freedom Movement</p> <p>Block 11- India’s Independence</p> <p><b>Project :</b> Create a poster on a message that Mahatma Gandhi would like give to</p>	

	Grammar – Figures of Speech , Alliteration , Metaphors, Possessive words, Compound Sentences	<p><b>Activity</b></p> <ul style="list-style-type: none"> <li>Using a square paper to represent various fractions.</li> <li>Tables of 13 and 14</li> </ul>		the present day society.	
<b>September</b>	<p>Block 10- Continued</p> <p>Block 11- Are video games a good form of entertainment? (Both sides of an argument)</p> <p>Block 12 – Persuasive writing</p> <p>Block 13 – Vidhur’s Secret (Key Details and Main Idea)</p> <p>Grammar: Adjectives and its kinds –quality, quantity and number</p>	<p>Chapter 6 – Decimals ( contd )</p> <p>Chapter 7—Shapes and Patterns</p> <p>.</p> <p><b>Activity</b></p> <ul style="list-style-type: none"> <li>Making a card using patterns.</li> </ul> <p>Tables of 15 and 16</p>	<p>Block-11 Preserving Food (to be done as a project)</p> <p><b>Project :</b></p> <p>Growing a bread mould.</p>  <p>Block -12 Properties Of Water</p> <p>Block -13 River – Major Sources of Water</p>	<p>Block 13- Using maps and Globe</p> <p>Block 14- Parallels and Meridians.</p>	<p>Inkscape</p> <ul style="list-style-type: none"> <li>Pen tool and brush using pen tool</li> <li>Node tool</li> <li>Tweak tool</li> <li>Spray objects</li> <li>Erase drawing</li> </ul>
<b>October-November</b>	<p>Block 13 Continued</p> <p>Revision + Worksheet</p> <p>Block 14 – Descriptive Writing</p> <p>Block 15 – My Shadow – Author’s Purpose</p>	<p>Chapter 8 –Geometry</p> <p>Chapter 9 – Measurement</p> <p><b>Activity</b></p>	<p>Block – 14 Water – A Natural Resource</p> <p>Project – Make a collage on any one of the following topics :</p>	<p>Block 15- Motions of the Earth</p> <p>Block 16- Weather and Climate</p>	<p>Inkscape</p> <ul style="list-style-type: none"> <li>Fill tool</li> <li>Applying Gradients</li> <li>Snapping tool</li> </ul>

Block 16 – Stopping by Woods on a Snowy Evening  
(Elements of Poetry)

Grammar : Figures of Speech:  
Similes and Metaphors,  
Personification, Rhyme  
Scheme

- Cutting out 3 angles of a triangle to find their sum.
- Making different types of angles using tooth picks.

Tables of 17 and 18

- Causes of water pollution
- Ways to prevent water pollution
- Ganga Action Plan



Block -15 Properties of Water

Block -16 Our Atmosphere

Block -17 Motion , Force and Work

Block 18: Friction

Block -19 Simple Machines

**Project:** Make your own simple machine using materials from your surroundings.



Block 17 –The Desert Region

**Project**

Choose any desert and paste pictures and write information related to the people living there ,their livelihood, food and methods of survival in that area.








Inkscape

- Zoom
  - Measurement
- Positioning and rotating

GREENFOOT



<p><b>December</b></p>	<p>Block 16 Continued Block 17- Friends at the Sea Escape (Elements of Science Fiction) Block 18- Writing Science Fiction</p> <p>Grammar : Adverbs – manner, time, place, Use of will and might</p>	<p>Chapter 10 – Perimeter Area and Volume</p> <p>Chapter 11- Money</p> <p><b>Activity</b></p> <ul style="list-style-type: none"> <li>• Calculate the perimeter and area of a newspaper</li> <li>• Making a bill of items bought.</li> <li>• Tables of 19 and 20</li> </ul>	<p>Block -20 Saving Energy</p> <p>Block -21 Matter and its Properties</p>	<p>Block 18- The Tropical Forest Region</p> <p>Block 19- Temperate Grasslands</p> <p><b>Project</b> Collect information about the people living in the tropical forests of any other part of the world- what they do, their food habits and how they live. Write a report.</p> 	<p>Greenfoot</p> <ul style="list-style-type: none"> <li>• Introduction to Algorithm, Flow Chart and Programming</li> <li>• Introduction to Greefoot.</li> </ul>
<p><b>January</b></p>	<p>Block 18 Continued Block 19 – Malala Yousafzai : Standing up for Education and Lindbergh’s Flying Spirit (Reading a Biography)</p> <p>Block 20 – Decoding a Biography(to be done only as project work)</p> <p>Block 21- Comparing Biographies(to be done only as project work)</p> <p>Block 22- Grandfather Fish’s Secrets to a Long Life (Understanding Theme) Grammar: Prepositions</p>	<p>Chapter 11 Money (contd)</p> <p>Chapter 12 Time and Temperature</p> <p><b>Activity</b></p> <ul style="list-style-type: none"> <li>• Reading temperature on a thermometer.</li> </ul> <p>Tables 2 to 20</p>	<p>Block – 22 Physical Changes</p> <p>Block -23 Rocks and Minerals (to be done as a project)</p> <p><b>Project:</b> Find the information on any 5 rocks used to build various historical monuments. ( Eg : RedFort – Sandstone)</p> 	<p>Block 20-The Arctic Tundra Region</p> <p>Block 22- Our Government</p> <p><b>Project</b> Choose your ideal political leader and write information on the efforts made by him or her towards the betterment of the nation.</p> 	<p>Greenfoot</p> <ul style="list-style-type: none"> <li>• Introduction to scenario, understanding scenario,</li> <li>• create new scenario</li> <li>• Open existing scenario</li> <li>• Introduction to class</li> <li>• Creating new sub class</li> <li>• Removing class</li> <li>• Compiling and executing statement</li> </ul>

	<p><b>Project :</b> Paste a picture of a famous personality. Write a paragraph describing his or her qualities and how you are inspired by the personality</p> 				
<p><b>February-March</b></p>	<p>Block 23 – Complex Sentences</p> <p>Block 24 – The Class Trip (Exploring Drama)</p> <p>Block 25 – Writing a Journal ( Only Journal entry to be done )</p> <p>Grammar – Conjunctions ‘ , Complex Sentences</p>	<p>Chapter 13—Mapping Skills</p> <p>Chapter 14 – Data Handling</p> <p><b>Activity</b></p> <ul style="list-style-type: none"> <li>• Create a pie chart by collecting the data on mode of transport of students to school.</li> </ul>	<p>Block – 24 Space Research(to be done as an activity)</p> <p><b>Activity:</b> Find out the information on any one of the following topics:</p> <ul style="list-style-type: none"> <li>• Expedition to the moon</li> <li>• Kalpana Chawla</li> <li>• INSAT-1A</li> <li>• Features of moon</li> </ul> <p>Block -25 Nature’s Calamities</p>	<p>Block 23- The United Nations Organisation</p> <p>Block 25- Written Communication</p> <p>Project: Design a poster with a slogan on any important issue that the world is facing .</p> 	<ul style="list-style-type: none"> <li>• Introduction to conditional statement</li> </ul> <p>Creating and executing games.</p>

